

Learn about fishing equipment, and make a simple fishing pole. Practice casting at a target. Date: _____ *What did you learn?*

(A Bear Goes Fishing #3)



Hooked on Fishing!



3.

2.

1.

regulation exists. Date: _____
the regulations you learn about and one reason each
your den leader or a parent or guardian. List three of

Learn about your local fishing regulations with

(A Bear Goes Fishing #2)




Fishing Rules!

Conservation Project!

Participate in a den or pack conservation project in addition to the above. Date: _____

Draw a picture of your project.



World Conservation Award

Bear



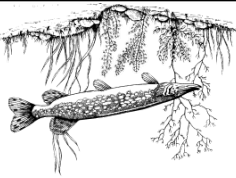
Sam Houston Area Council
LIKE US ON
 **facebook**
[facebook.com/shac.bsa](https://www.facebook.com/shac.bsa)



[scouting.org/world-conservation](https://www.scouting.org/world-conservation)

Before beginning, check with your den leader to see if any of the activities will be done as a den or pack. Submit to the den leader or Cubmaster. Additional passports can be found at [shac.org/passports](https://www.shac.org/passports).

Name: _____



Draw and color 3 fish. What does each one eat? Describe the habitat each one likes.

Discover and learn about three types of fish in your area. Date: _____

Choose 3 of 4 (pages 6-9)

(A Bear Goes Fishing #1)

Learn About Fish!



Go on a fishing adventure, and spend a minimum of one hour trying to catch a fish. Put into practice the things you have learned about fish and fishing equipment. Date: _____

Did you catch a fish? Draw a picture.

(A Bear Goes Fishing #4)

Go Fishing!



World Conservation Award Requirements



scouting.org/world-conservation

Bears (3rd graders) may earn the World Conservation Award by doing the following:

1. Earn the Fur, Feathers, and Ferns* adventure. (pages 3-5)
2. Earn either the A Bear Goes Fishing (pages 6-9) or Critter Care (pages 10-12) adventure.
3. Complete requirement 3 from the Baloo the Builder* adventure by constructing a bird feeder or a bird house as one of the options. (page 13)
4. Participate in a den or pack conservation project in addition to the above. (page 14)



*Note: Check with the den leader: # 1 and 3 are required adventures and will likely be completed during den activities. #4 needs to be completed with the den or pack. #2 are electives and the den leader might have families complete these on their own if they are not be completed as a den.

Outdoor Code

As an American, I will do my best to –
Be clean in my outdoor manners,
Be careful with fire,
Be considerate in the outdoors, and
Be conservation minded.

Leave No Trace Principals for Kids

1. Know Before You Go
2. Choose the Right Path
3. Trash Your Trash
4. Leave What You Find
5. Be Careful With Fire
6. Respect Wildlife
7. Be Kind to Other Visitors





Lists the tasks or what you learned:


needs. Date: _____

- If you do not have a pet, research one that you would like to have and prepare a report about the care it
- take care of the pet for two weeks. Date: _____
- If you have a pet, make a list of tasks that you did to

Choose one:

(Critic Care #1a or b)


Pet Pals!



(Page 10-12)
Critic Care

OR

(Pages 6-9)
A Bear Goes Fishing



Complete 1 of 2 adventures!

Build a Bird Feeder!

(Baloo the Builder #3)



- Construct a bird feeder or house.
Assemble your materials, and build one useful project and one fun project using wood. Date: _____
Draw a picture of what you built.



Hiking!


(Fur, Feathers, and Ferns #1)



- While hiking or walking for one mile, identify six signs that any mammals, birds, insects, reptiles, or plants are living near the place where you choose to hike or walk.
Date: _____ *What did you see?*

- 1.
- 2.
- 3.
- 4.
- 5.
- 6.





- Observe wildlife from a distance. Describe what you saw. Date: _____
- Use a magnifying glass to examine plants more closely. Describe what you saw through the magnifying glass that you could not see without it. Date: _____
- Learn about composting and how vegetable waste can be turned into fertilizer for plants.
- Plant a vegetable or herb garden. Date: _____

Draw or describe what you observed?

(Fur, Feathers, and Ferns #2-7)

Nature!



- Make a poster or a PowerPoint presentation about your pet or a pet that you would like to own. Share it. Date: _____
- Make a poster or PowerPoint presentation explaining three ways that animals can help people. Share it. Date: _____

Describe what you did and who did you share it with.

Choose one:

(Critter Care #2a or b)

Pets!



Nature!

(Fur, Feathers, and Ferns #2-7)

Choose 3 of 6 advancements on pages 3-4:

- Visit one of the following: zoo, wildlife refuge, nature center, aviary, game preserve, local conservation area, wildlife rescue group, or fish hatchery. Describe what you learned during your visit. Date: _____
- Name one animal that has become extinct in the last 100 years and one animal that is currently endangered. Explain what caused their declines. Date: _____
What did you learn?



Pets!

(Critter Care 3a or b)

Choose one:

- Visit with a local veterinarian or an animal shelter caretaker. Find out what types of animals he or she might see on a regular basis and the types of care he or she gives to them. Date: _____
- Learn about careers that involve the care of animals. What education, training, and experience are required? Date: _____
What did you learn?

